



Bookmarks for Cryptographers

Benoît VIGUIER MSc

(λ x y. x@y.nl) benoit viguier

<https://www.viguier.nl>

Student talk

5th June 2017

Institute for Computing and Information Sciences – Digital Security
Radboud University Nijmegen



Tikz for Cryptographer



- ▶ Papers/presentations using **Figures** can only be better.
 - They illustrate textual arguments.
 - Complex ideas can often be simply explained using pictures.
 - People prefer pictures over text anyway.




- ▶ Papers/presentations using **Figures** can only be better.
 - They illustrate textual arguments.
 - Complex ideas can often be simply explained using pictures.
 - People prefer pictures over text anyway.

- ▶ However, drawing them can be
 - tedious,
 - frustrating,
 - time consuming



- ▶ Papers/presentations using **Figures** can only be better.
 - They illustrate textual arguments.
 - Complex ideas can often be simply explained using pictures.
 - People prefer pictures over text anyway.
- ▶ However, drawing them can be
 - tedious,
 - frustrating,
 - time consuming
- ▶ But: there exist tools to draw them straight from \LaTeX
 - **TikZ !**
 - The results usually look really good.
 - It can produce reusable PDF images.



An online repository of TikZ figures.

L ^A T _E X	
164 TikZ figures	
Search...	
AE	16
AES	13
Block ciphers	21
Construction	18
Cryptanalysis	27
Discrete Log	2
Elliptic Curves	3
Feistel	7
General	1
Hardware	1
Hash Functions	1
Implementations	
Lattice	12
Models	4

TikZ for Cryptographers

What is TikZ?

PGF/TikZ is a tandem of languages for producing vector **graphics** from a geometric/algebraic description. PGF is a lower-level language, while TikZ is a set of higher-level macros that use PGF. The top-level PGF and TikZ commands are invoked as TeX macros. Together with the LaTeX language, it is the most efficient way to write **research papers**. [More from Wikipedia.](#)

How to contribute

Do you have any TikZ code that you are willing to **share**? If yes, please do not hesitate to contact **Jérémy Jean** and send the images to [Jean\(dot\)Jeremy\(at\)gmail\(dot\)com](mailto:Jean(dot)Jeremy(at)gmail(dot)com). He will look into including them into this repository.

News

- **2016-12-22** Added 6 figures by Carl R. T. Schneider.
- **2016-12-22** Added 3 figures by Florian Delporte.
- **2016-12-22** Added 4 figures by Jérémy Jean.
- **2016-06-06** Added 3 figures by Maria Eichlseder.

How to use this repository

You can browse the available figures by using the left menu, either selecting one of the **categories**, or by **searching** for a keyword in the dedicated field. A sublist of the corresponding figures will then appear, and choosing any will display the actual compiled image (in low-quality for efficiency reasons) together with its associated LaTeX code generating it. From there, you can download the actual code and/or PDF, as well as some custom packages.

Free of use

All the TikZ images and codes available on this website are distributed under the **Creative Commons licence CCO**. You can use them to create your owns, modify them as much as you want, and include them in any documents.

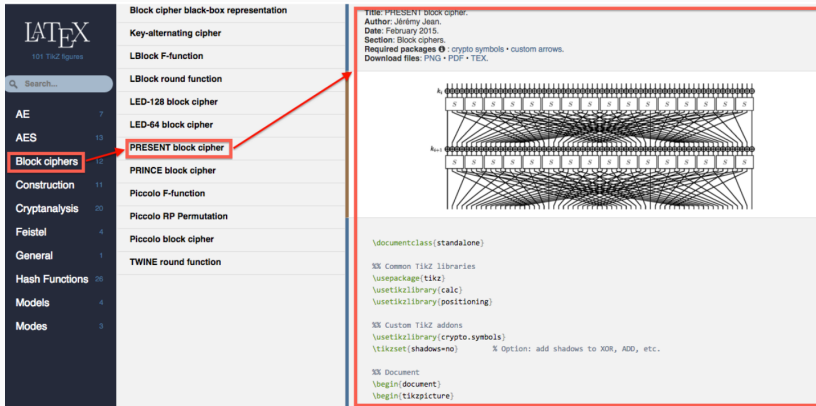
Citation

We would be very grateful if you could **cite** this repository as a source of inspiration :-)

[@iacr\(TikZ: for:Cryptographers,](#)

<https://www.iacr.org/authors/tikz/>

You look for the round function of the PRESENT block cipher.



The screenshot shows a LaTeX search interface with a sidebar on the left and a main content area on the right. The sidebar contains a search bar and a list of categories with their respective counts. The main content area displays the search results for 'PRESENT block cipher', including a list of related terms, a detailed entry for 'PRESENT block cipher' with metadata and a diagram, and a code block for the diagram's LaTeX source.

Block cipher black-box representation

Key-alternating cipher

LBlock F-function

LBlock round function

LED-128 block cipher

LED-64 block cipher

PRESENT block cipher

PRINCE block cipher

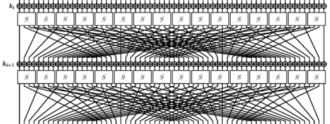
Piccolo F-function

Piccolo RP Permutation

Piccolo block cipher

TWINE round function

Title: PRESENT block cipher.
Author: Jérémy Jean.
Date: February 2015.
Section: Block ciphers.
Required packages: crypto symbols • custom arrows.
Download files: PNG • PDF • TEX.



```
\documentclass{standalone}

%% Common TikZ libraries
\usepackage{tikz}
\usetikzlibrary{calc}
\usetikzlibrary{positioning}

%% Custom TikZ addons
\usetikzlibrary{crypto.symbols}
\tikzset{shadows=no} % Option: add shadows to XOR, ADD, etc.

%% Document
\begin{document}
\begin{tikzpicture}
```

Example

```
\begin{tikzpicture}

%% Subkey XORs
\foreach \z in {0,...,63} {
  \node[XOR, scale=0.8] (xor\z) at ($\z*(0.75em, 0)$) {};
  \node[XOR, scale=0.8] (xorr\z) at ($\z*(0.75em, 0)+(0,-9em)$) {};
}

%% Nodes positions
\foreach \z in {0,...,63} {
  \node (i\z) [above = 0.75em of xor\z] {};
  \node (o\z) [below = 2.5em of xor\z] {};
  \node (ii\z) [above = 0.25em of xorr\z] {};
  \node (oo\z) [below = 3em of xorr\z] {};
  \node (t\z) [below = 4em of oo\z] {};
  \draw[thick] (i\z) -- (xor\z);
}

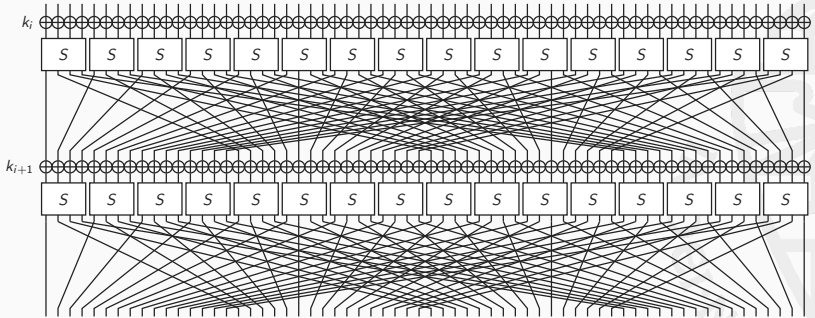
%% Permutation layer
\foreach \z [evaluate=\z as \zz using {int(mod(16*\z,63))}] in {0,...,62} {
  \draw[thick] (xor\z) -- (o\z.center) -- (ii\zz.center) -- (xorr\zz) -- (oo\zz);
  \draw[thick] (oo\z.north) -- (t\zz.south) -- +(0,-0.5em);
}
\draw[thick] (xor63) -- (o63.center) -- (ii63.center) -- (xorr63) -- (oo63);
\draw[thick] (oo63.north) -- (t63.south) -- +(0,-0.5em);

%% SBoxes
\foreach \z in {0,...,15} {
  \node[draw,thick,minimum width=2.75em,minimum height=2em,fill=white] (p4) at ($\z*(3em,0) + (1.1em,-2em)$) {$S$};
  \node[draw,thick,minimum width=2.75em,minimum height=2em,fill=white] (p4) at ($\z*(3em,0) + (1.1em,-11em)$) {$S$};
}

\node[left = 0em of xor0] {$k_{i}$};
\node[left = 0em of xorr0] {$k_{i+1}$};

\end{tikzpicture}
```


Example



- ▶ Already online

<https://www.iacr.org/authors/tikz/>



- ▶ Already online

`https://www.iacr.org/authors/tikz/`

- ▶ Currently
 - About 100 different pictures.
 - All share (almost) the same look.
 - Mostly symmetric-key related content.



- ▶ Already online

<https://www.iacr.org/authors/tikz/>

- ▶ Currently

- About 100 different pictures.
- All share (almost) the same look.
- Mostly symmetric-key related content.

- ▶ Goals

- Help the crypto community write better papers.
- Gather all crypto-related pictures in a single place.
- **Encourage you to submit and share your crypto figures!**



- ▶ Already online

<https://www.iacr.org/authors/tikz/>

- ▶ Currently

- About 100 different pictures.
- All share (almost) the same look.
- Mostly symmetric-key related content.

- ▶ Goals

- Help the crypto community write better papers.
- Gather all crypto-related pictures in a single place.
- **Encourage you to submit and share your crypto figures!**

Thanks to Jérémy Jean



Cryptography Stack Exchange



- ▶ New to crypto or already well versed ?
- ▶ wish to share your knowledge ?
- ▶ want to know more about other domains ?




- ▶ New to crypto or already well versed ?
- ▶ wish to share your knowledge ?
- ▶ want to know more about other domains ?

Join **CRYPTO STACK EXCHANGE** and

- ▶ Ask questions
- ▶ Answer questions
- ▶ Bonus : Check that your students are not cheating ! :D



StackExchange 6,914 1 20 46 review help


CRYPTOGRAPHY
Questions Tags Users Badges Unanswered Ask Question

Should we trust the NIST-recommended ECC parameters?

117 47

[Recent articles in the media](#), based upon Snowden documents, have suggested that the NSA has actively tried to enable surveillance by embedding weaknesses in commercially-deployed technology -- including at least one NIST standard.

The NIST FIPS 186-3 standard provides [recommended parameters](#) for curves that can be used for elliptic curve cryptography. These recommended parameters are widely used; it is widely presumed that they are a reasonable choice.

My question. Can we trust these parameters? Is there any way to verify that they were generated in an honest way, [in a way that makes it unlikely they contain backdoors](#)?

Reasons for concern. Bruce Schneier has written that he has seen a bunch of secret Snowden documents, and after seeing them, he recommends classical integer discrete log-based cryptosystems over elliptic curve cryptography. When asked to elaborate on why he thinks we should avoid elliptic-curve cryptography, [he writes](#):

I no longer trust the constants. I believe the NSA has manipulated them through their relationships with industry.

This suggests we should look closely at how the "constants" (the curve parameters) have been chosen, if we use ECC. This is where things look concerning. I recently read [a message on the tor-talk mailing list](#) that seems to suggest the NIST curve parameters were not generated in a verifiable way. That message examines how the parameters were generated:

I looked at the random seed values for the P-xxxr curves. For example, P-256r's seed is c49d360886e704936a6678e1139d26b7819f7e90. No justification is given for that value.

asked 3 years, 8 months ago

viewed 36378 times

active 3 years, 7 months ago

Linked

- 9 [Is there a feasible method by which NIST ECC curves over prime fields could be intentionally rigged?](#)
- 13 [How do I get the equivalent strength of an ECC key?](#)
- 8 [Rely on NSA Suite B Cryptography?](#)
- 4 [Curve25519 vs "Million Dollar Curve"](#)
- 2 [What key exchange do OpenSSL and CryptoAPI prefer by default?](#)
- 3 [Do Weak Elliptic Curves Exist?](#)
- 1 [Limitations of Elliptic Curve Cryptography?](#)
- 1 [Severity of Cooking NIST P Curve Constants](#)
- 3 [Proving Non-Existence of ECC Backdoors](#)
- 5 [Elliptic curves with field sizes that not hve-aliened](#)

Some of the members...

- ▶ Poncho *aka. Scott Fluhrer*
Weaknesses in the Key Scheduling Algorithm of RC4
- ▶ Thomas Pornin
BearSSL
- ▶ Yehuda Lindell
Introduction to Modern Cryptography - Katz Lindell
- ▶ Samuel Neves
NORX Designer
- ▶ ...



<https://www.iacr.org/authors/tikz/>

<https://crypto.stackexchange.com>

